




Guide

Sheet of printed stickers

Your file must include:

-  1- A rectangle with a pink border that is the actual size of your board
-  2- Vector cut lines with a thin green border to outline each sticker
-  3- Bleed requirements for each graphic:
The color must extend at least 1.5 mm beyond the cut line if it is not white
(see the black graphics on the sample page)

Useful Information

- The maximum size of a sheet is 30 x 40 cm, portrait or landscape orientation as desired
- Stickers must be at least 1.5 mm away from each other and from the edge of the sheet
- Each sticker must be at least 2 cm in both length and width
- The bleed area is included to prevent a white border in the event of a very slight cutting misalignment
- Each sticker must consist of a single piece, as no transfer film will be provided

Example of the expected file

